

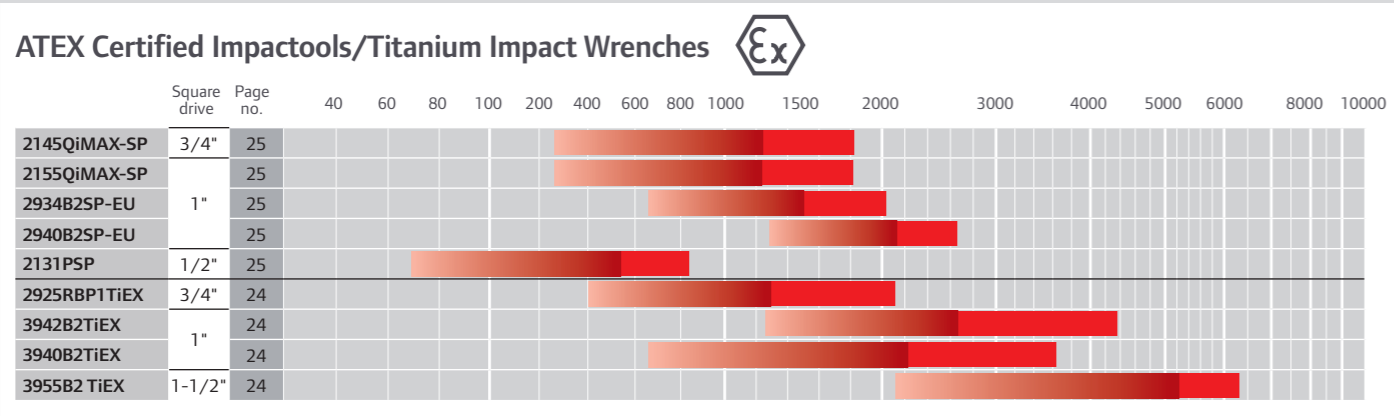
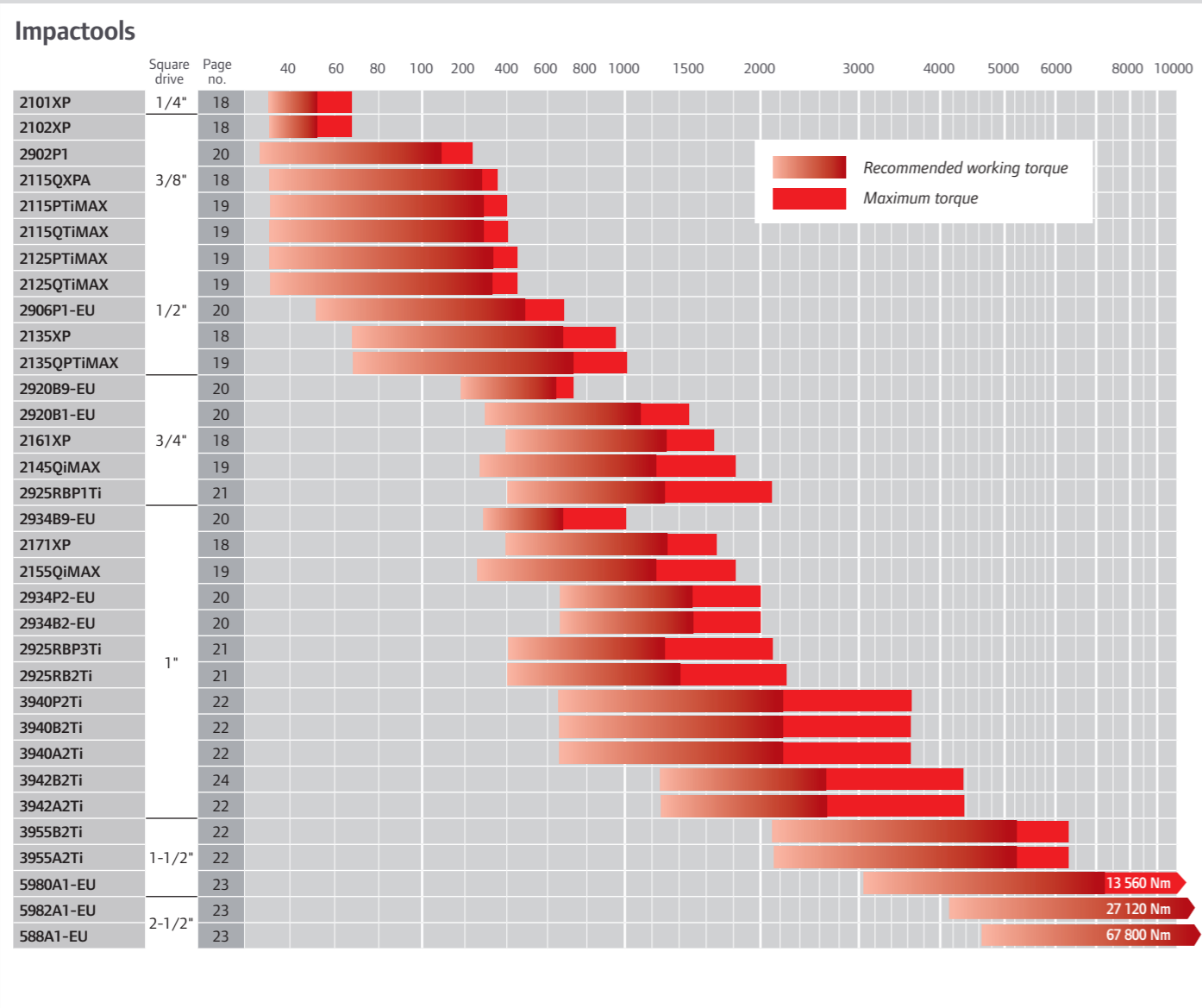
**Performance  
Reliability  
Durability**



## Pneumatic Bolting & Drilling

- 16 | Selection Chart
- 17 | Bolting Torques
- 18 | Air Impacttools
- 24 | ATEX Certified Air Impacttools
- 26 | Large Drills up to 76 mm capacity
- 27 | Impacttools Accessories

*Productivity has come a long way since Ingersoll Rand introduced the first Impactool™ in 1934. What has not changed is our reputation for world-class tools that set the industry standard for power, durability, and reliability. Every Impactool bearing the Ingersoll Rand name reflects our commitment to delivering cutting-edge tool designs that work as hard as you do and provide maximum comfort, safety, efficiency, and serviceability. Throughout this catalog, you will find Ingersoll Rand Impactools offering several different impact technologies to best suit your wide range of applications.*



**DIN267 Bolt Grade:** bolt grade consists of two figures which refer to the following characteristics of the bolt:  
**1st digit** = 10% of breaking load in kg/mm<sup>2</sup> — **2nd digit** = 10% of ratio between minimum elastic limit and minimum breaking load.

Bolt grade DIN267 →		3.6	4.6	4.8	5.6	5.8	6.8	8.8	10.9	12.9
mm	mm	Maximum torque in Nm								
M4	7	0.85	1.1	1.5	1.4	1.9	2.3	2.9	4.1	4.9
M5	9	1.7	2.2	3.0	2.8	3.7	4.5	6.0	8.5	10
M6	10	2.9	3.8	5.1	4.8	6.4	7.7	10	14	17
M8	13	7.0	9.3	12	12	16	19	25	35	41
M10	17	14	19	25	23	31	37	49	69	83
M12	19	24	32	43	40	54	65	86	120	145
M14	22	39	51	68	64	86	105	135	190	230
M16	24	59	79	105	98	130	155	210	295	355
M18	27	81	110	145	135	180	215	290	405	485
M20	30	115	155	205	190	255	305	410	580	690
M22	32	155	205	275	260	345	415	550	780	930
M24	36	200	265	350	330	440	530	710	1000	1200
M27	41	295	390	520	490	650	780	1050	1500	1800
M30	46	395	530	710	660	880	1050	1450	2000	2400
M33	50	540	720	960	900	1200	1450	1900	2700	3250
M36	55	690	920	1250	1150	1550	1850	2450	3450	4150
M39	60	920	1200	1600	1500	2000	2400	3200	4500	5400
M42	65	1100	1500	1950	1850	2450	2950	3950	5550	6650
M45	70	1400	1850	2450	2300	3100	3700	4950	6950	8350
M48	75	1700	2250	3000	2800	3750	4450	5950	8400	10100
M52	80	2150	2900	3850	3600	4800	5750	7650	10800	12900
M56	85	2700	3600	4800	4500	5950	7150	9550	13400	16100
M60	90	3350	4450	5950	5550	7400	8900	11900	16700	20000
M64	95	4000	5350	7150	6700	8950	10700	14300	20100	24100
M68	100	4850	6500	8650	8100	10800	13000	17300	24300	29100

## Impact Mechanisms


Ingersoll Rand Impacttools and Wrenches are available in a choice of configurations with straight or pistol grip handles and inside or outside triggers – Square drives from 3/8" to 2-1/2" are offered. They use the most advanced materials and design to provide unequalled power to weight ratios – some tools are specially designed for use in hazardous industrial areas.

### Three powerful impact mechanism designs available

**Twin Hammer**, delivers more power per pound and is less sensitive to air pressure fluctuations than any other design – Smooth, balanced blow – High power-to-weight ratio – Suitable for hard or soft-draw applications. This Ingersoll Rand technology has become the industry standard. An automatic pressure feed grease system supplies grease to the impact mechanism.

**Jumbo Hammer**, performs similarly to the Twin Hammer but contains only three working parts. An automatic pressure feed grease system supplies grease to the impact mechanism.

**Ball & Cam** mechanisms are ideal for soft draw applications and are commonly used in larger impacttools.



## 2100XP-Series

Perfect for any maintenance and repair application, the 2100XP Series tools deliver maximum power and control, along with unmatched reliability that comes from more than a century of proven engineering and innovation.

**Performance:** Ingersoll Rand Twin Hammer impact mechanism is the strongest, most durable and longest life mechanism in the industry.

**Control:** one-hand forward/reverse switch for easy operation and power regulator.

**Comfort:** ergonomic handle design and textured finish provide a secure and comfortable grip.



2135XP

## Air Impacttools



### Technical Specifications at 6.2 bar (90 psi) dynamic pressure at inlet

Model No.	CPN	in	Recom. Nm	Max. Nm	1 min rpm	1 min bpm	kg	L mm	in (NPT)	mm	Max. I/s	dB(A)	m/s <sup>2</sup> /K <sup>(1)</sup>
<b>Air Impacttools/Simple Hammer Mechanism</b>													
2101XPA	47520745001	1/4" Square	34-54	75	14,500	3,650	0.70	175	1/4"	10	4.7	84.8	3.0/1.0
2102XPA	47520747001	3/8" ring type	34-54	75	14,500	3,650	0.70	175	1/4"	10	4.7	84.8	3.0/1.0
<b>Air Impacttools/Twin Hammer Mechanism</b>													
2115QXPA	45632130	3/8" ring type	34-285	370	15,000	1,500	1.13	151	1/4"	10	8.0	94.0	7.5/1.8
2135QXPA	47517913001	1/2" ring type	68-680	1,057	9,800	1,250	1.80	187	1/4"	10	NA	90.7	13.3/4.6
2135QXPA	47518811001	1/2" Pin Anvil	949	1,057	11,000	1,250	1.80	189	1/4"	10	NA	90.7	13.3/4.6
2161XP	01372085	3/4" ring type	407-1,356	1,695	6,000	1,025	5.35	216	3/8"	13	21.5	94.7	9.8/1.8
2171XP	01378165	1" ring type	407-1,356	1,695	6,000	1,025	5.47	226	3/8"	13	21.5	94.7	10.3/1.3

(1) ISO28927 - 3-axis measurement: vibration level/measurement uncertainty.

### 2100XP-Series Accessories

Model No.	CPN	Description	Compatibility
2115M-BOOT	45602174	Protective tool boot in vinyl material	2115QXPA
2130-BOOT	45505369	Protective tool boot in vinyl material	2130XP
2135M-BOOT	45545977	Protective tool boot in vinyl material	2135QXPA
2161-BOOT	45505401	Protective tool boot in vinyl material	2161XP, 2171XP

## 2100MAX-Series

The 2100MAX Series are premium quality tools for the most demanding applications. Engineered with special features for maximum power, control and reliability. Their new design includes enhanced controls for even greater comfort and convenience.

**Performance:** Ingersoll Rand Twin Hammer impact mechanism is the strongest, most durable and longest life mechanism in the industry.

**Control:** feather-touch trigger, wider range of power regulator settings in forward, always maximum power in reverse.

**Comfort:** ergonomic composite housing is lightweight, protects from cold air and offers great operator comfort. Patented Quiet Tool technology - reduces sound levels caused by air pulsating through the impact motor.



2235QiMAX



2100MAX-Series power and reverse controls

### Technical Specifications at 6.2 bar (90 psi) dynamic pressure at inlet

Model No.	CPN	in	Recom. Nm	Max. Nm	1 min rpm	1 min bpm	kg	L mm	in (NPT)	mm	Max. I/s	dB(A)	m/s <sup>2</sup> /K <sup>(1)</sup>
<b>Air Impacttools/Twin Hammer Mechanism</b>													
2115PTiMAX	45587540	3/8" pin type	34-312	407	15,000	1,500	1.13	151	1/4"	10	8.0	93.2	7.5/1.8
2115QTiMAX	45587326	3/8" ring type	34-312	407	15,000	1,500	1.13	151	1/4"	10	8.0	93.2	7.5/1.8
2125PTiMAX	45587565	1/2" pin type	34-340	450	15,000	1,500	1.14	155	1/4"	10	8.0	93.2	7.5/1.8
2125QTiMAX	45587524	1/2" ring type	34-340	450	15,000	1,500	1.14	155	1/4"	10	8.0	93.2	7.5/1.8
2135QTiMAX	45535572	1/2" pin type	68-746	1,057	9,800	1,250	1.84	187	1/4"	10	11.3	94.2	13.3/4.6
2235QTiMAX	47517574001	1/2" ring type	90-1180	1,220	8,500	1,220	2.10	193	1/4"	10	11.3	91.9	9.0/2.8
2145QiMAX	45624327	3/4" ring type	271-1220	1,830	1,150	1,150	3.35	217	3/8"	13	15.1	96.3	8.7/2.7
2155QiMAX	47123450	1" ring type	271-1220	1,830	1,150	1,150	3.40	225	3/8"	13	15.1	96.3	8.7/2.7

(1) ISO28927 - 3-axis measurement: vibration level/measurement uncertainty.

### 2100MAX-Series Accessories

Model No.	CPN	Description	Compatibility
2115M-BOOT	45602174	Protective tool boot in vinyl material	2115PTiMAX, 2115QTiMAX, 2125PTiMAX, 2125QTiMAX
2235M-BOOT	47520153001	Protective tool boot in vinyl material	2235QTiMAX, 2235QTiMAX
2145M-BOOT	48385033	Protective tool boot in vinyl material	2145QiMAX, 2155QiMAX

2235M-BOOT




## 2900-Series

The 2900 Series is designed with durability in mind, from the vanes turning the motor to the hammer frames and anvil for intensive and heavy-duty industrial maintenance and production applications.

**Control:** 5-position power regulator helps adjusting the power to the application on 2902P1 and 2906P1. 90° angle drive available on 2920 and 2934 impacttools.

**Reliability:** Ingersoll Rand Twin Hammer impact mechanism (except 2902P1). Pressure-fed mechanism lubrication.

**Comfort:** integral muffler reducing operator's fatigue. Ergonomic auxiliary handle provides excellent maneuverability.



2920B1-EU



Technical Specifications at 6.2 bar (90 psi) dynamic pressure at inlet

Model No.	CPN	Profile	in(1)	Recom. Nm	Max. Nm	1 min rpm	1 min bpm	kg	L mm	in (NPT)	mm	Max. l/s	dB(A)	m/s <sup>2</sup> /K(2)
<b>Air Impactool/Jumbo Hammer Mechanism</b>														
2902P1	01198498	P	3/8" pin type	27-163	244	10,000	1,500	1.25	140	1/4"	10	7.0	79.7	7.6/1.8
<b>Air Impactool/Twin Hammer Mechanism</b>														
2906P1-EU	01337609	P	1/2" pin type	54-475	678	5,000	1,200	2.72	175	1/4"	10	10.8	83.7	7.2/0.8
2934P2-EU	01337989	P	1" hole type	678-1,490	2,034	5,300	825	9.07	219	1/2"	19	22.1	92.4	18.3/5.3
2920B1-EU	01338045	B	3/4" hole type	339-1,085	1,492	5,000	950	5.98	318	3/8"	13	17.0	87.9	19.9/6.6
2934B2-EU	01337591	B	1" hole type	678-1,490	2,034	6,600	750	8.39	286	1/2"	19	22.1	97.9	18.8/3.7
2920B9-EU	01338896	B9	3/4" hole type	203-678	746	5,000	950	10.75	445	3/8"	13	17.0	91.8	19.9/6.6
2934B9-EU	01338227	B9	1" hole type	339-678	1,017	5,300	780	16.2	473	1/2"	19	22.1	96.2	30.8/10.2

(1) Hole-type square drives for use with socket retaining rings (see description page 28).

(2) ISO28927 - 3-axis measurement: vibration level/measurement uncertainty.

### 2900-Series Accessories

Model No.	CPN	Description	Compatibility
212-BOOT	45505344	Protective tool boot in vinyl material	2902P1

## 2925-Series

The 2925 Series comes with an unbeatable feature list which meets the most demanding requirements for enhanced performance and unbeatable durability in super heavy industrial applications.

**Performance:** Ingersoll Rand Twin Hammer impact mechanism.

**Durability:** Titanium hammer case is lightweight with unparalleled durability. Corrode-X™-corrosion resistant treatment on internal parts guards against contaminants in the air system.

**Adaptability:** the motor can be easily converted to provide maximum torque in forward direction for fastening applications.



2925RB2Ti



Technical Specifications at 6.2 bar (90 psi) dynamic pressure at inlet

Model No.	CPN	Profile	in(1)	Recom. Nm	Max. Nm	1 min rpm	1 min bpm	kg	L mm	in (NPT)	mm	Max. l/s	dB(A)	m/s <sup>2</sup> /K(2)
<b>Air Impactool/Twin Hammer Mechanism</b>														
2925RBP1Ti	80147036	P	3/4" hole type	1,763	2,169	5,200	1,050	5.44	226	3/8"	13	28.3	95.9	10.5
2925RBP3Ti	80147044	P	1" hole type	407-1,288	2,169	5,200	1,050	5.54	230	3/8"	13	28.0	98.0	10.5/1.0
2925RB2Ti	80147051	B	1" hole type	407-1,356	2,304	6,500	900	6.89	334	3/8"	13	28.0	100.2	9.8/1.3

(1) Hole-type square drives for use with socket retaining rings (see description page 28).

(2) ISO28927 - 3-axis measurement: vibration level/measurement uncertainty.



See our impact sockets and impact socket sets on pages 27-29

### 3900-Series

The revolutionary design of the 3900 Series gives more power and greater durability than any competitive model. From the inside out, the comprehensive list of features and benefits makes it the only choice for professionals in the oil and gas, power generation and other demanding industries.

**Performance:** 6,780 Nm (5,000 ft-lb) of maximum torque in reverse. Twin Hammer impact mechanism. High-performance motor package includes 7-vane rotor and bronze end-plates – can be easily converted to provide maximum torque in forward direction for fastening applications.

**Durability:** lightweight titanium hammer case with unparalleled durability. Corrosion- and wear-resistant bronze end-plates.




### 5000-Series

The 5000 Series is designed with durability in mind, from the vanes turning the motor to the hammer frames and anvils. Proprietary hardening and treatment processes and excellence in manufacturing all add up to the longest lasting, hardest hitting impact tools in the business.

**Performance:** for fast removal and tightening of large fasteners. 588A1-EU model is the most powerful Impacttool in the world.

**Convenience:** portable, easy to handle or suspend with vertical and horizontal hangers.

**Durability:** built-in lubricator and high resistance hammer case.



Technical Specifications at 6.2 bar (90 psi) dynamic pressure at inlet

Model No.	CPN	Profile	in(1)	Recom. Nm	Max. Nm	1 min rpm	1 min bpm	kg	L mm	in (NPT)	mm	Max. l/s	dB(A)	m/s <sup>2</sup> /K(2)
<b>Air Impacttool/Twin Hammer Mechanism</b>														
3940P2Ti	80162597	P	1" hole type	678-2,237	3,729	5,300	800	9.3	256	1/2"	19	35	97.8	14.2/2.0
3940A2Ti	80150402	A	1" hole type	678-2,237	3,729	6,000	800	9.6	341	1/2"	19	35	106.6	13.1/1.6
3942A2Ti	80152960	A	1" hole type	1,356-2,644	4,407	5,000	850	10.5	361	1/2"	19	44	103.4	16.9/4.6
3955A2Ti	80153562	A	1-1/2" hole type	2,170-5,290	6,780	2,750	700	15.7	423	1/2"	19	37	102.0	20.8/8.5
3940B2Ti	10568301	B	1" hole type	678-2,237	3,729	6,000	800	9.6	341	1/2"	19	35	100.6	13.1/1.6
3942B2Ti	80152978	B	1" hole type	1,356-2,644	4,407	5,000	850	10.5	361	1/2"	19	44	102.0	16.9/4.6
3955B2Ti	80151103	B	1-1/2" hole type	2,170-5,290	6,780	2,750	700	15.7	423	1/2"	19	37	102.0	20.8/8.5

(1) Hole-type square drives for use with socket retaining rings (See description page 28).

(2) ISO28927 – 3-axis measurement: vibration level/measurement uncertainty.

Technical Specifications at 6.2 bar (90 psi) dynamic pressure at inlet

Model No.	CPN	in(1)	Recom. Nm	Max. Nm	1 min rpm	1 min bpm	kg	L mm	in (NPT)	mm	Max. l/s	dB(A)
<b>Air Impacttool/Ball &amp; Cam Impact Mechanism</b>												
5980A1-EU	01337799	1-1/2" hole type	3,119-7,460	13,560	830	1,000	39.9	584	3/4"	25	65	106.1
5982A1-EU	01338516	2-1/2" hole type	5,424-13,560	27,120	830	850	54.5	645	3/4"	25	61	105.1
588A1-EU	01337880	2-1/2" hole type	16,270-33,900	67,800	355	550	97.5	646	1"	25	73	113.0

(1) Hole-type square drives for use with socket retaining rings (See description page 28).

## ATEX Tools

When it comes to getting the toughest jobs done, professionals around the world choose Ingersoll Rand. With tools specifically designed to meet ATEX Zone 1 or Zone 2 requirements, we meet the most demanding safety regulations for working in dangerous atmospheres. From petrochemical refineries to plastic manufacturers, Ingersoll Rand offers safe and productive solutions to meet the demands of our customers.

3940/3942 Series Tools- Ex h IIA T4 Gb X  
All other Tools- Ex h IIA T6 Gb X

**Performance:** Torque is what counts: the performance of our ATEX tools gives you the power you need to deal with challenging jobs, especially off-shore or in other adverse environments.

**Reliability:** Minimizing downtime: thanks to pressure fed-lubrication technology and the outstanding quality of Ingersoll Rand tools, our extended maintenance intervals give you more time to get the job done.



**Durability:** It doesn't get tougher than saltwater: in order to ensure corrosion resistance and improve overall durability, Ingersoll Rand selects only the finest materials and uses ultimately robust titanium parts.

**Applications:** From exploration and production to refining and processing of crude oil and gas products, Ingersoll Rand offers safe and productive solutions that meet the demands for zone 1 ATEX certified tools.

## ATEX Tools

Ingersoll Rand has always offered products to be used in hazardous atmospheres. As well as the standard classic Impactools with housings in a special spark resistant alloy, investment in low static spark composite technology has made possible a new range of lightweight impacttools which are fully certified to classifications under the new European Directives 94/9/EC and 1999/92/EC – commonly known as the ATEX Directives.

These are the tool of choice for specialized applications within the petrochemical and mining industries, and in any production or processing areas where hazardous atmospheres can occur.

**Safety:** ATEX certification EX I M2 c IIB 95°C X and EX II 2 GD c IIB 95°C X allows these tools to be used in potentially explosive atmosphere in compliance with European Community Directives 94/9/EC and 1999/92/EC



**Reliability:** Ingersoll Rand Twin Hammer impact mechanism. Pressure-fed mechanism lubrication.

**Control:** feather-touch trigger allows precise delivery of power and speed.



Technical Specifications at 6.2 bar (90 psi) dynamic pressure at inlet

Model No.	Profile	in(1)	Recom. Nm	Max. Nm	1 min rpm	1 min bpm	kg	L mm	in (NPT)	mm	Max. I/s	dB(A)	m/s <sup>2</sup> /K(2)
<b>Air Drills</b>													
7803RAKCEX	P	1/2" hole type	-	-	500	-	3.67	200	1/4"	10	27.0	94.0	> 2.5
7802RAKCEX	B	1/2" hole type	-	-	2,000	-	2.99	175	3/8"	10	26.0	94.0	2.8
<b>Impact Wrench</b>													
2131PEX	P	1/2" hole type	68-542	813	9,500	1,250	2.00	190	1/4"	10	11.0	93.7	8.3/1.1
<b>Titanium Impact Wrench</b>													
2925RBP1TiEX	P	3/4" hole type	407-1,288	2,169	5,200	1,050	5.44	225	3/8"	13	28.0	98.0	10.5/1.0
3940B2TiEX	B	1" hole type	678-2,237	3,729	6,000	800	9.6	341	1/2"	19	35	106.6	13.1/1.6
3942B2TiEX	B	1" hole type	1,356-2,644	4,407	5,000	850	10.5	361	1/2"	19	44	103.4	16.9/4.6
3955B2TiEX	B	1-1/2" hole type	2,170-5,290	6,780	2,750	700	15.7	423	1/2"	19	37	102.0	20.8/8.5

(1) Hole-type square drives for use with socket retaining rings (see description page 28).  
(2) ISO28927 – 3-axis measurement: vibration level/measurement uncertainty.

Technical Specifications at 6.2 bar (90 psi) dynamic pressure at inlet

Model No.	CPN	Profile	in(1)	Recom. Nm	Max. Nm	1 min rpm	1 min bpm	kg	L mm	in (NPT)	mm	Max. I/s	dB(A)	m/s <sup>2</sup> /K(2)
<b>Air Impactool/Twin Hammer Mechanism</b>														
2131PSP	45471687	P	1/2" hole type	68-542	813	9,500	1,250	2.00	190	1/4"	10	11.0	93.7	8.3/1.1
2145QiMAX-SP	47122585	P	3/4" hole type	271-1,220	1,830	6,300	1,150	3.35	217	3/8"	13	15.1	96.3	8.7/2.7
2155QiMAX-SP	47122619	P	1" hole type	271-1,220	1,830	6,300	1,150	3.36	225	3/8"	13	15.1	96.3	8.7/2.7
2934B2SP-EU	01337682	B	1" hole type	678-1,490	2,034	6,600	750	10.0	286	1/2"	19	22.0	97.9	18.8/3.7
2940B2SP-EU	01337583	B	1" hole type	1,360-2,170	2,710	5,000	850	8.40	311	1/2"	19	27.0	97.8	17.8/3.4

(1) Hole-type square drives for use with socket retaining rings (see description page 28).  
(2) ISO28927 – 3-axis measurement: vibration level/measurement uncertainty.

## Large Drills

These heavy duty drills are ideal for opening and closing large valves, or drilling large diameter holes between 14 mm – 76 mm.

### 22 Series:


- Ball bearing support for long life and efficient operation.
- Durable spur gearing.
- Governed motor regulates air to the motor to keep drill working at the peak of its power curve.
- Selection of speeds to match all applications.

### 33, 44 and 551 Series:

- Graduated roll throttle for excellent speed control.
- Ball bearing support for long life and efficient operation.
- Strong, lightweight heat-treated aluminum housing for strength without weight.



33SKA-EU



### Technical Specifications at 6.2 bar (90 psi) dynamic pressure at inlet

Model No.	CPN	kWatt kWatt	1 min rpm	Chuck mm	Morse taper socket mm	Shank wood bit chuck mm	Weight kg	Height mm	Stroke mm	Stroke in (BSP)	Max. I/s	Vibration m/s <sup>2</sup> /K(1)
<b>Large Drills</b>												
22KA1-EU	01341809	1.30	725	A 0-1/2"	14	11	7.0	448	3/8"	13	26	< 2.5
22KWA1-EU	01340108	1.30	725	C 1/2" (2)	14	-	6.5	438	3/8"	13	26	< 2.5
22MA2-EU	01338292	1.30	350	B No. 2	22	16	6.5	473	3/8"	13	26	< 2.5
33SKA-EU	01338623	2.20	300	B No. 3	32	25	11.7	355	1/2"	19	40	< 2.5
33SMA-EU	01339449	2.20	185	B No. 3	32	32	14.1	427	1/2"	19	40	< 2.5
44SMA-EU	01338953	2.68	155	B No. 4	51	51	19.8	463	1/2"	19	48	< 2.5
551SMA-EU	01340959	4.66	120	B No. 5	76	64	31.3	556	1"	25	75	< 2.5

(1) ISO28927 – 3-axis measurement: vibration level/measurement uncertainty.  
(2) 1/2" stub taper, threaded.

## Metric Impact Socket Sets

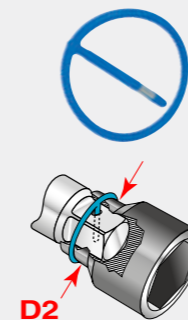
- Impact-grade toughness – designed for high-torque applications.
- Forged chrome-molybdenum steel for high strength durability.
- Electro-phosphate finish on 1/4 to 1" drive sizes – projects a sleek look and high visibility.
- Laser-etched socket size labelling for easy size identification.

Sockets sold individually. See next page



Model no.	Square drive and CPN	Description	Model no.	Square drive and CPN	Description
Model no. <b>SK2M12</b> 	<b>1/4"</b> CPN: 81287336	Contains 6, 7, 8, 9, 10, 11, 12, 13 and 14 mm sockets, 50 and 100 mm extensions bars, 3/8"F to 1/4"M adapter.	Model no. <b>SK4M18</b> 	<b>1/2"</b> CPN: 81287385	Contains 9 standard sockets (10, 11, 13, 14, 17, 19, 21, 22 and 24 mm), 4 deep sockets (13, 14, 21 and 24 mm), 3 deep/thin wall sockets (17, 19 and 21 mm), 125 mm extension bar and 1/2" square drive power joint.
Model no. <b>SK3M10</b> 	<b>3/8"</b> CPN: 81287344	Contains 9, 10, 11, 12, 13, 14, 15, 16, 17 and 19 mm sockets.	Model no. <b>SK4M7U</b> 	<b>1/2"</b> CPN: 80171093	Contains 7 sockets, pre-fitted on power joints to facilitate works with very limited accessibility (13, 14, 15, 17, 19, 21 and 22 mm)
Model no. <b>SK4M5L</b> 	<b>1/2"</b> CPN: 81287369	Contains 5 deep sockets (17, 19, 21, 22 and 24 mm).	Model no. <b>SK6M6L</b> 	<b>3/4"</b> CPN: 81287401	Contains 6 extended sockets (24, 27, 30, 32, 33 and 36 mm).
Model no. <b>SK4M14</b> 	<b>1/2"</b> CPN: 81287351	Contains 14 sockets (10, 11, 12, 13, 14, 15, 16, 17, 18, 19, 21, 22, 23 and 24 mm).	Model no. <b>SK8M4L</b> 	<b>1"</b> CPN: 81287419	Contains 4 extended sockets (27, 30, 32 and 33 mm).

## Retaining Rings



Part no.	CPN	Qty.	Internal Ø	Material	Part no.	CPN	Qty.	Internal Ø	Material
RR10001	49825524	10	15.0 mm	Plastic	RR10010	80206477	10	37.0 mm	Plastic
RR10002	49825532	10	17.0 mm	Plastic	RR10034S	03809266	1	41.5 mm	Plastic + Steel insert
RR10003	49825540	10	19.0 mm	Plastic	RR10008S	03809274	1	44.5 mm	Plastic + Steel insert
RR10004	49825557	10	20.0 mm	Plastic	RR10010S	03809282	1	49.0 mm	Plastic + Steel insert
RR10005	49825565	10	22.0 mm	Plastic	RR10015S	03809290	1	54-57 mm	Plastic + Steel insert
RR10006	49825573	10	24.0 mm	Plastic	RR10017S	03816063	1	63.5 mm	Plastic + Steel insert
RR10007	49825581	10	24.0 mm	Plastic	RR10019S	03809308IRI	1	67.0 mm	Plastic + Steel insert
RR10008	49825599	10	29.0 mm	Plastic	RR10020S	03809316	1	76.0 mm	Plastic + Steel insert
RR10005S	03816055	1	32.0 mm	Plastic + Steel insert	RR10025S	03809324	1	86.0 mm	Plastic + Steel insert
RR10009	49825607	10	33.0 mm	Plastic	RR10030S	03809332	1	98.5 mm	Plastic + Steel insert
RR10032S	03809258	1	36.5 mm	Plastic + Steel insert	RR10035S	03809340	1	111.0 mm	Plastic + Steel insert

Because of the elasticity of the material, the diameter at the female square drive of the socket (D2) can be slightly larger than the ring.  
Note: The retainer rings must have a tight fit on the socket.

## Metric Impact Sockets

A/F	1/4"			3/8"		1/2"		3/4"		1"		1-1/2"		2-1/2"
	Standard socket	Standard socket	Deep socket	Standard socket	Deep socket	Standard socket	Deep socket	Standard socket	Deep socket	Standard socket	Deep socket	Standard socket	Deep socket	Standard socket
4 mm	S62M4	—	—	—	—	—	—	—	—	—	—	—	—	—
5 mm	S62M5	—	—	—	—	—	—	—	—	—	—	—	—	—
6 mm	S62M6	—	—	—	—	—	—	—	—	—	—	—	—	—
7 mm	S62M7	S63M7	S63M7L	—	—	—	—	—	—	—	—	—	—	—
8 mm	S62M8	S63M8	S63M8L	S64M8	S64M8L	—	—	—	—	—	—	—	—	—
9 mm	S62M9	S63M9	S63M9L	S64M9	S64M9L	—	—	—	—	—	—	—	—	—
10 mm	S62M10	S63M10	S63M10L	S64M10	S64M10L	—	—	—	—	—	—	—	—	—
11 mm	S62M11	S63M11	S63M11L	S64M11	S64M11L	—	—	—	—	—	—	—	—	—
12 mm	S62M12	S63M12	S63M12L	S64M12	S64M12L	—	—	—	—	—	—	—	—	—
13 mm	S62M13	S63M13	S63M13L	S64M13	S64M13L	—	—	—	—	—	—	—	—	—
14 mm	S62M14	S63M14	S63M14L	S64M14	S64M14L	—	—	—	—	—	—	—	—	—
15 mm	—	S63M15	S63M15L	S64M15	S64M15L	—	—	—	—	—	—	—	—	—
16 mm	—	S63M16	S63M16L	S64M16	S64M16L	—	—	—	—	—	—	—	—	—
17 mm	—	S63M17	S63M17L	S64M17	S64M17L	S66M17	S66M17L	—	—	—	—	—	—	—
18 mm	—	S63M18	S63M18L	S64M18	S64M18L	S66M18	—	—	—	—	—	—	—	—
19 mm	—	S63M19	S63M19L	S64M19	S64M19L	S66M19	S66M19L	S68M19	S68M19L	—	—	—	—	—
20 mm	—	S63M20	S63M20L	S64M20	S64M20L	S66M20	S66M20L	—	—	—	—	—	—	—
21 mm	—	S63M21	S63M21L	S64M21	S64M21L	S66M21	S66M21L	S68M21	S68M21L	—	—	—	—	—
22 mm	—	S63M22	S63M22L	S64M22	S64M22L	S66M22	S66M22L	S68M22	S68M22L	—	—	—	—	—
23 mm	—	—	—	S64M23	S64M23L	S66M23	S66M23L	S68M23	S68M23L	—	—	—	—	—
24 mm	—	—	—	S64M24	S64M24L	S66M24	S66M24L	S68M24	S68M24L	—	—	—	—	—
25 mm	—	—	—	S64M25	S64M25L	S66M25	S66M25L	S68M25	S68M25L	—	—	—	—	—
26 mm	—	—	—	S64M26	S64M26L	S66M26	S66M26L	S68M26	S68M26L	—	—	—	—	—
27 mm	—	—	—	S64M27	S64M27L	S66M27	S66M27L	S68M27	S68M27L	—	—	—	—	—
28 mm	—	—	—	S64M28	S64M28L	S66M28	S66M28L	S68M28	S68M28L	—	—	—	—	—
29 mm	—	—	—	S64M29	S64M29L	S66M29	S66M29L	S68M29	S68M29L	—	—	—	—	—
30 mm	—	—	—	S64M30	S64M30L	S66M30	S66M30L	S68M30	S68M30L	S612M30	—	—	—	—
31 mm	—	—	—	—	—	S66M31	S66M31L	—	—	—	—	—	—	—
32 mm	—	—	—	S64M32	S64M32L	S66M32	S66M32L	S68M32	S68M32L	S612M32	—	—	—	—
33 mm	—	—	—	S64M33	S64M33L	S66M33	S66M33L	S68M33	S68M33L	—	—	—	—	—
34 mm	—	—	—	S64M34	S64M34L	S66M34	S66M34L	S68M34	S68M34L	—	—	—	—	—
35 mm	—	—	—	—	—	S66M35	S66M35L	S68M35	S68M35L	S612M35	—	—	—	—
36 mm	—	—	—	S64M36	S64M36L	S66M36	S66M36L	S68M36	S68M36L	S612M36	—	—	—	—
37 mm	—	—	—	—	—	S66M37	—	—	—	—	—	—	—	—
38 mm	—	—	—	—	—	S66M38	S66M38L	S68M38	S68M38L	S612M38	—	—	—	—
40 mm	—	—	—	—	—	S66M40	S66M40L	S68M40	S68M40L	—	—	—	—	—
41 mm	—	—	—	—	—	S66M41	S66M41L	S68M41	S68M41L	S612M41	S612M41L	—	—	—
42 mm	—	—	—	—	—	S66M42	S66M42L	S68M42	S68M42L	—	—	—	—	—
43 mm	—	—	—	—	—	S66M43	S66M43L	—	—	—	—	—	—	—
45 mm	—	—	—	—	—	—	—	S68M45	S68M45L	—	—	—	—	—
46 mm	—	—	—	—	—	S66M46	S66M46L	S68M46	S68M46L	S612M46	S612M46L	—	—	—
48 mm	—	—	—	—	—	—	—	S68M48	S68M48L	—	—	—	—	—
50 mm	—	—	—	—	—	S66M50	S66M50L	S68M50	S68M50L	S612M50	S612M50L	—	—	—
52 mm	—	—	—	—	—	—	—	S68M52	S68M52L	—	—	—	—	—
54 mm	—	—	—	—	—	—	—	S68M54	S68M54L	S612M54	S612M54L	—	—	—

## Metric Impact Sockets

A/F	1/4"			3/8"		1/2"		3/4"		1"		1-1/2"		2-1/2"
	Standard socket	Standard socket	Deep socket	Standard socket	Deep socket	Standard socket	Deep socket	Standard socket	Deep socket	Standard socket	Deep socket	Standard socket	Deep socket	Standard socket
55 mm	—	—	—	—	—	—	—	S68M55	S68M55L	S612M55	S612M55L	—	—	—
56 mm	—	—	—	—	—	—	—	S68M56	S68M56L	—	—	—	—	—
58 mm	—	—	—	—	—	—	—	S68M58	S68M58L	S612M58	—	—	—	—
60 mm	—	—	—	—	—	—	—	S68M60	S68M60L	S612M60	S612M60L	—	—	—
65 mm	—	—	—	—	—	—	—	S68M65	S68M65L	S612M65	S612M65L	—	—	—
70 mm	—	—	—	—	—	—	—	S68M70	S68M70L	S612M70	S612M70L	—	—	—
75 mm	—	—	—	—	—	—	—	S68M75	S68M75L	S612M75	S612M75L	S620M75	—	—
80 mm	—	—	—	—	—	—	—	S68M80	S68M80L	S612M80	S612M80L	S620M80	—	—
85mm	—	—	—	—	—	—	—	S68M85	S68M85L	S612M85	S612M85L	S620M85	—	—
90 mm	—	—	—	—	—	—	—	S68M90	S68M90L	S612M90	S612M90L	S620M90	—	—
95 mm	—	—	—	—	—	—	—	S68M95	S68M95L	S612M95	S612M95L	S620M95	—	—
100 mm	—	—	—	—	—	—	—	—	—	S612M100	S612M100L	S620M100	—	—
105 mm	—	—	—	—	—	—	—	—	—	S612M105	S612M105L	S620M105	—	—
110 mm	—	—	—	—	—	—	—	—	—	S612M110	S612M110L	S620M110	—	—
115 mm	—	—	—	—	—	—	—	—	—	S612M115	S612M115L	S620M115	—	—
120 mm	—	—	—	—	—	—	—	—	—	S612M120	S612M120L	S620M120	—	—
125 mm	—	—	—	—	—	—	—	—	—	S612M125	—	S620M125	—	—
130 mm	—	—	—	—	—	—	—	—	—	—	—	S620M130	—	—
135 mm	—	—	—	—	—	—	—	—	—	—	—	S620M135	—	—
140 mm	—	—	—	—	—	—	—	—	—	—	—	S620M140	—	—
145 mm	—	—	—	—	—	—	—	—	—	—	—	S620M145	—	—
150 mm	—	—	—	—	—	—	—	—	—	—	—	S620M150	—	—
155 mm	—	—	—	—	—	—	—	—	—	—	—	S620M155	—	—
160 mm	—	—	—	—	—	—	—	—	—	—	—	S620M160	—	—
165 mm	—	—	—	—	—	—	—	—	—	—	—	S620M165	—	—
170 mm	—	—	—	—	—	—	—	—	—	—	—	S620M170	—	—
175 mm	—	—	—	—	—	—	—	—	—	—	—	S620M175	—	—
180 mm	—	—	—	—	—	—	—	—	—	—	—	S620M180	—	—

